



Woodville Community Dog Training Centre

WOODVILLE WOOF

SEPTEMBER 2022

From the President - Leann Hoppo

As our 2022 Training Year draws closer to its end, we are already planning for further improvements in 2023.

This has been a challenging year in some respects, Covid Restrictions, Wet Weather events leading to training cancellations and muddy, wet park conditions. Health Issues for some of our volunteers and members alike, World Events, Politics, the list goes on! All part of life.

A lot of positive and encouraging things have also happened this year. Many dogs and their Guardians have come through our gates, some new, some returning members but all with a desire to learn and work to train their dogs to be well mannered, socially acceptable family and community members. Our PowerPoint Induction sessions are well received with numbers picking up quickly after the uncertainties of a wet winter, flu and pandemic.

Our re-named Rainbow Shop and Rainbow Café are well patronised, with themed improvements continuing, a work in progress! The lower verandah area is now a transit area only, allowing quick and easy access to and from both Café and Shop. Seating and tables are now available on the upper verandah area, club members, community members and visitors are encouraged to enjoy a coffee and sandwich overlooking the park.

Commencing with our next 4 week training cycle, class numbers will increase, but with less learners per class, receiving more personal attention from Instructors and Class Assistants. We ask for your support and patience during the transition phase. As part of this restructuring the Advanced Training Class will no longer be available, after the current training cycle finishes. Members currently attending ATC are welcome to join the Rally/Trick Class, which is gaining traction week to week.

(continued...)

IMPORTANT DATES TO REMEMBER

8th October (Saturday) 11-2pm	Doggy Day on the Beach
20th November (Sunday)	Last Training day for the year
27th November (Sunday) 9.30am	Annual Xmas Fun Day

Inside this issue

From the President	1
Biting.....	3
Trick Training	4
Graduation photos	5
Polite Leash Walking ..	8
Doggy Day on Beach .	9
Useful Links.....	9
Sponsors.....	10

COVID REMINDER

A number of our volunteers have immune compromised family or are themselves immunocompromised.

Committee has asked that all people attending the Shop or Café please continue to wear a mask and use the hand sanitisers provided

Newsletter Items

Do you have something of interest you would like to share via the newsletter?

Or something you would like more information on?

Maybe you've seen a great dog article, or have photos to share, recipes for dog food?

Email suggestions to:

newsletter@woodvilledogtraining.com.au

Please mark Attn: Sue

We would love to hear from you!

From the President - Leann Hoppo (Cont.)

For those who are unaware, Rally and Tricks are also two excellent forms of training, achieving very good outcomes by means of different training methods. These are available to those who have reached Class 3 standard and are included with membership.

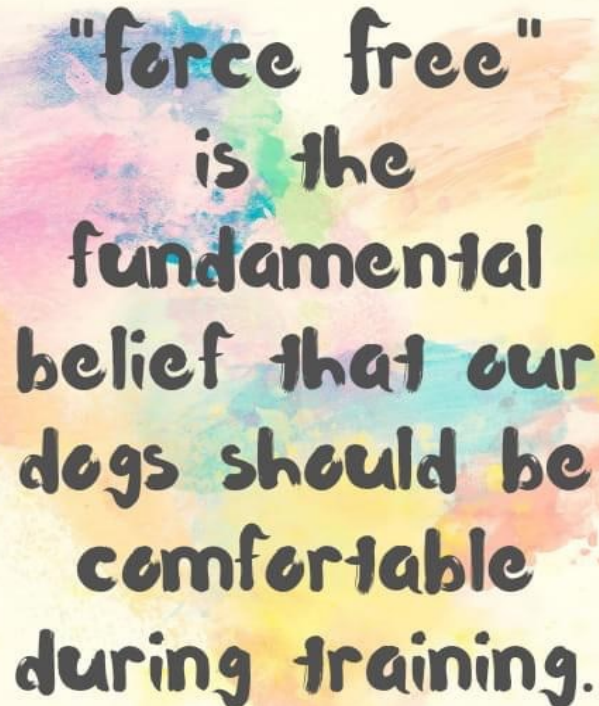
Last Training Day will be on Sunday 20th November, with our annual Xmas Fun Day on Sunday, 27th November. Don't forget to save the dates! Watch our Facebook page soon for details of this year's Xmas Raffle, donations gratefully accepted! A barbecue and verandah will be erected by council near the path next to the existing covered area by the playground fence. Facilities should be available for use by Xmas. Members and community are welcome to use this area through the week and Saturdays, and from 12 noon on Sundays, when training ends.

Don't forget to come and say hello at Doggie Day at The Beach, Saturday, 8th October.

Enjoy your dog, and your training. See you on Sunday!

Cheers, Leann.

By Susie Bennett



**"force free"
is the
fundamental
belief that our
dogs should be
comfortable
during training.**

BITING

How do I stop my dog from biting?

Reproduced with kind permission of Pet Professional Guild (Australia) ppgaaustralia.net.au

Barbara Hodel, Goodog Positive Dog Training

Puppy biting is a normal behaviour. When puppies are with their siblings, biting is a normal part of playing and a lot of fun. When we play with our puppy, they will grab at us and those sharp little teeth hurt! We must teach our puppy that biting is not an appropriate way to interact with humans.

Puppies learn about their environment by putting everything in their mouth, so your puppy isn't being intentionally naughty, they are just learning about the world around them.

The best way to stop your puppy biting is to prevent it in the first place.

Make sure they get enough sleep. Often tired puppies tend to bite and mouth more than puppies who get enough down time.

Set up a designate area for your puppy where they can rest and play. Puppy pens are great for this. Rough housing (grabbing, holding their mouth or playing with our hands) is not the best way to interact with our puppies. This just encourages biting and mouthing. We can play tug with a squeaky toy or a tug toy but this should not be our main game. Teaching tricks, such as shake or roll over, basic obedience, playing hide and seek or bring a toy back might be more appropriate.

Should your puppy bite you – by definition any teeth on skin – stop the interaction, ask for a calm behaviour and redirect to something they are allowed to chew. There are many chews available at the pet store. It is also a good idea to have different edible chews for our puppy on a daily basis (pigs' ears, roo tails etc). Chewing calms them down and makes them feel good.

Keep play sessions short so as not to get your puppy over-excited and teach 'go to mat' as a calm activity. Make sure you are reinforcing being on the mat with a long lasting chew.

With patience and persistence, your puppy will understand that mouthing or biting will stop the game but keeping their teeth to themselves will get them the playtime they enjoy.

Barbara Hodel is also President of the Pet Professional Guild of Australia (PPGA)

For additional information, download this Puppy Nipping Handout from the PPG website <https://www.ppgaaustralia.net.au>



TRICK TRAINING

TRICK DOGS is about having fun with your dog while learning new skills.

With an unlimited choice of fun and creative tricks and games the sky's the limit with enhancing you and your dog's development.

Suitable for dogs of all breeds, age, and abilities it is the perfect sport for any dog owner who wants to teach their dog something fun and new.

Tricks will also help keep your dog stay mentally stimulated and focused as well as a fun physical activity for your dog. Tricks is a great way to build on your communication skills and to help build a stronger bond with your dog

So, why not do more with your dog and give tricks a go! .



If you'd like more information, please speak to your Instructor, or come to the Rally / Tricks area and speak to Sonia or Brandon.

Sundays mornings 9.30 – 10.30am

**A Few Photos from Our Recent Ceremonies
Congratulations Everyone !!**

June Graduates



July Graduates



August Graduates



WALKING POLITELY ON LEASH

Here is a great infographic on how to teach polite leash walking.

You will notice references to `CLICK / TREAT` this is referring to the use of a CLICKER, at the club we substitute the word `YES` (a `BRIDGING` WORD) both ways are useful ways to mark a behaviour you have asked for and eventually the dog learns the handler's `BRIDGING` of the behaviour indicates a TREAT is about to follow.

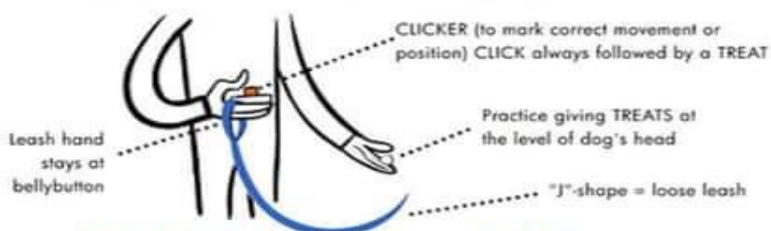
In the infographic below, there is also an emphasis on the `heel` position, as Pet Dog educators we at the club are more interested in teaching the dog `not to pull` if the dog ends up a step or two ahead or off to the side a bit that is also fine as long as the leash is `loose`.

TEACHING YOUR DOG TO WALK POLITELY ON LEASH

PART ONE: Start in a small, boring space. Go at your dog's pace.

The most important step in teaching your dog to walk politely on leash is showing your dog where you want him to be while he is on leash.

To make things easier for your dog, start practicing in a small, boring space. This improves the odds that your dog will stay close to you.



PRACTICE WITH NO DOG

Practice clicking and feeding a treat at your pant seam, at the level of your dog's head.

PRACTICE WITH DOG

Practice holding the leash at your bellybutton as you click and feed.

1



Click and treat rapidly a few times in the correct position.

2




Move slightly out of heel position and wait for your dog to move closer to you.

3




As soon as your dog moves even the tiniest step closer to you, click and feed at the "ideal" head position.

4



Repeat until your dog moves into heel position every time you move out of it.

5



Gradually take more and more steps between clicks and treats. If your dog gets confused, go back to just one step and then increase the number of steps more slowly to help him understand.

6



Then start changing direction and speed.

7

Next, move to a larger or more interesting space, and start over from STEP 1
When your dog can handle STEP 6 in the new space, move to another new space, starting over from STEP 1 again.

DOGGY DAY AT THE BEACH - 8th OCTOBER 2022

11.00am - 2.00pm

The annual City of Charles Sturt Council (CCS) Doggy Day at the Beach is fast approaching.

The event is a great opportunity to see lots of doggy related stalls and businesses.

Woodville Community Dog Training Centre will have a stall at the event with some of the goodies and training equipment from the shop.

Come and say hello.



Check out the link for up to date details <https://www.charlessturt.sa.gov.au/community/events-and-activities/>

Some useful force free training links / Facebook pages:

- Do No Harm Dog Training
- Heal the Dog
- Canine Principles
- Spirit Dog Training
- Dogs Disclosed
- Kikopup Youtube Channel
- Barking Brains
- RSPCA Dog Training

We are grateful to our **Ambassador - Mayor Angela Evans** and also **our sponsors** for their ongoing support

Findon Veterinary Clinic

221 Grange Road, Findon
Phone: 8347 3444



Seaton Vet Centre

342 Tapleys Hill Road, Seaton
Phone: 8155 5200



The Findon Veterinary Clinic, and the Seaton Vet Centre, are owned, and run, by Dr Ian Hogben. They are both staffed with the same experienced vets, and nurses, so you know you'll get the same great treatment at either facility. However, the Seaton Vet Centre is larger, so it does have extra facilities available.



Super Dog Boutique

***A well-groomed dog is a happy dog.
At Super Dog Boutique we keep your dog looking, and feeling great with a variety of professional grooming services.***

- ◆ We have experience with all dog breeds, and sizes.
- ◆ Our team will give individual attention to your dog, and pamper them from head to tail.
- ◆ Recommended by vets.

Services We Offer:

- Dog Bathing & Blow Dry
- Dog Clipping & Groom Out
- Nail Clipping
- Pampering of your special family member



**2010 & 2011 Winner
BEST GROOMER - Hilary Thomas**

Caring for local pets for over 25 years.

**Come and see Hilary and her friendly staff at
Shop 9/574 Tapleys Hill Road, Fulham
Phone: 8355 4599 or mobile: 0409676074**



Please check our website (under
'Our Ambassadors and Sponsors')
to find out more.